

**Tobler**<sup>®</sup>  
Scaffolding. Formwork.



**MATOB**

Building accessories  
Swiss technology



**Warehouse shelving systems and building accessories.**







**Cost-effectiveness starts with storage.**

The MATO B programme includes our entire programme of building accessories, alongside a wide range of building accessories, including batter boards, hoardings, profile boards, pallets, mesh boxes and handy rubble chutes.

**We can plan and produce your warehousing system.**

As a manufacturer of scaffolding systems, we know how to make the most cost-effective use of storage space and how to construct suitable shelving systems. Professional steel fabrication is what we do!

We plan, design and build tailored cantilevered shelving warehouses for our clients and also make the static calculations.

# **A range of services which leaves no prayer unans- wered.**

We want to provide you with outstanding scaffolding systems and faultless, comprehensive service. We believe that customer satisfaction means much more than just the correct, punctual execution of your order. We aim to be your competent partner for all questions and services to do with professional scaffolding.

## **Research and development**

We are prepared to reinvent the wheel every day in order to stay successful. Standing still means going backwards. This applies to our industry too. For this reason we put a lot of time, money and effort into research into new technologies and the further development of existing systems. Our solutions are intended to guarantee the greatest possible benefit and the highest possible level of safety for you, not just today, but in the future as well.

## **Customer-specific solutions**

Another of our strengths is the development of customer-specific solutions. Qualified designers, engineers and draughtsmen are happy to work out individual solutions in close cooperation with you.

## **Comprehensive restoration and repair service**

We have many years' experience of restoration and repair of commercially-available scaffolding systems. Various factors determine whether it is worth repairing faulty scaffolding. Talk to us first!

## **Old for new**

Is your old scaffolding making your labour costs too high – Is your scaffolding no longer making a profit? We have the right solution, whether a change of system or modernisation of your existing scaffolding system.

## **Finance**

We and our banking partner shall be happy to make individual, practical suggestions.



# Contents

from A to Z

## Table of contents

<b>A</b> nti-roll guards	Page 16
<b>L</b> oad	Page 16
<b>O</b> ne-piece diagonal brace	Page 25
<b>D</b> etails of horizontal and diagonal struts	Page 15
<b>S</b> tructure	Page 16
Cantilevers for stand sections	Page 17
Cantilevers for stand sections	Page 18
Cantilevered warehouse shelving	Page 14
Cantilevered warehouse shelving	Page 15
Double-sided cantilever stands	Page 22
Double-sided cantilever stands	Page 23
Double-sided cantilever stands	Page 24
Single-sided cantilever stands	Page 19
Single-sided cantilever stands	Page 20
Single-sided cantilever stands	Page 21
<b>H</b> orizontal brace	Page 25
<b>P</b> allets / Mesh boxes	Page 12
<b>S</b> helf roofing	Page 26
<b>R</b> ubble chutes	Page 29
<b>T</b> elescopic hoarding poles	Page 9
<b>A</b> ccessories	Page 10
Accessories	Page 11
Two-piece diagonal brace	Page 25



## **Telescopic hoarding poles**





## Telescopic hoarding poles

- Hoarding pole, five-piece, complete with brace, aluminium
- Earth stake, peg, galvanised steel

Length in cm	Weight in kg	Order no.
120 - 500	11.9	B-150005S
190 - 800	22.4	B-150008S

- Hoarding pole, seven-piece, complete with brace, aluminium
- Earth stake, peg, galvanised steel

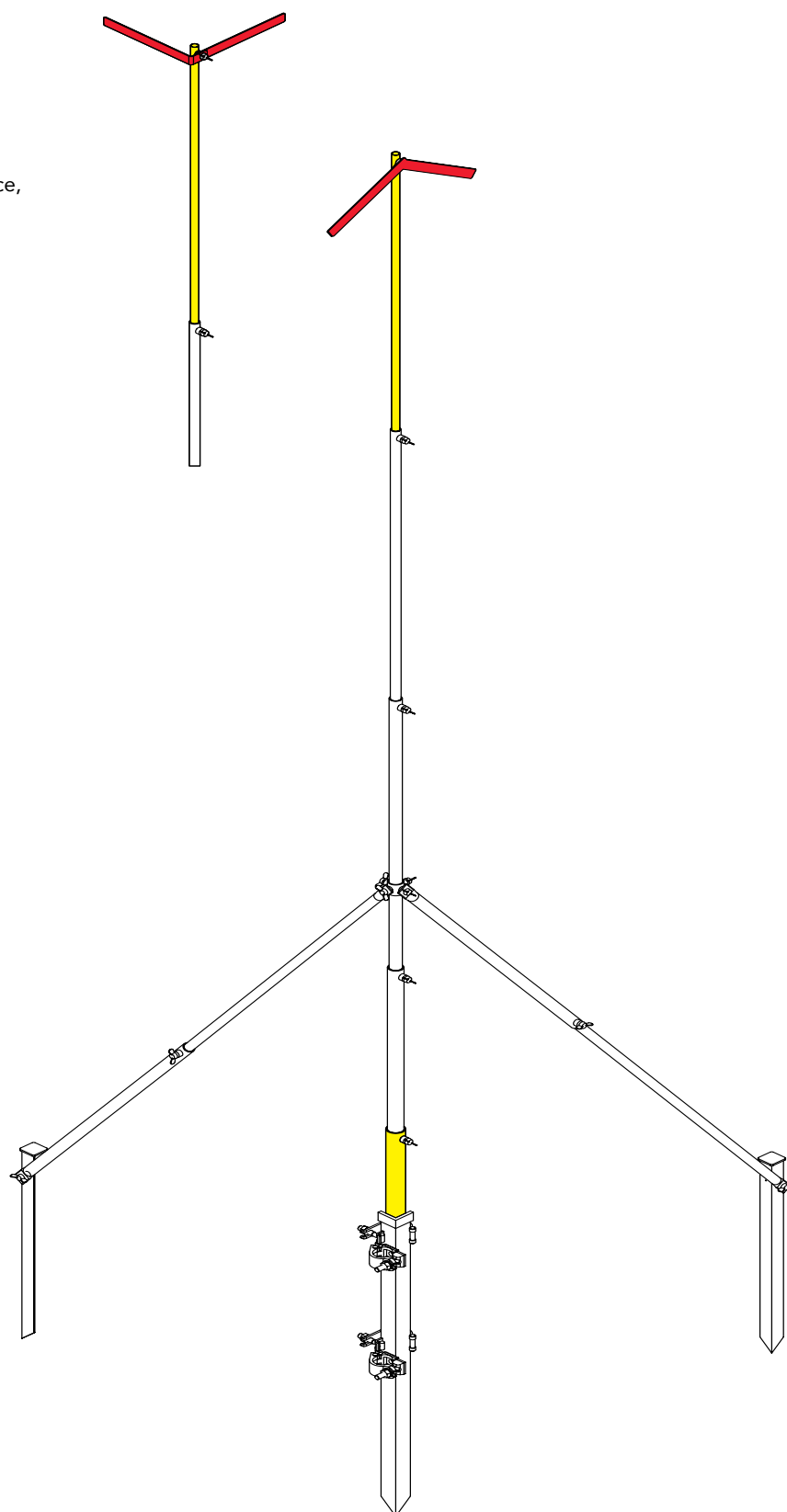
Length in cm	Weight in kg	Order no.
190 - 1,100	29.5	B-150011S
290 - 1,500	38.9	B-150015S

- Hoarding pole, seven-piece, complete with bracing cables
- Earth stake, peg, galvanised steel

Length in cm	Weight in kg	Order no.
470 - 1,700	54.7	B-150017S
850 - 2,030	78.6	B-150020S
850 - 2,450	84.9	B-150024S

- Tube for extending B-150015 to 20.30 m
- Tube for extending B-150017 to 24.50 m

Length in cm	Weight in kg	Order no.
550	11.9	B-151004
800	17.5	B-151006



## Accessories

- Peg, steel
- Galvanised

Weight in kg	Order no.
8	B-251010

- Floor and flat roof stands
- Galvanised

Weight in kg	Order no.
13	B-251014

- Floor stands, small
- Galvanised

Weight in kg	Order no.
1.1	B-251018

- Peg with wing nut, small
- Galvanised

Weight in kg	Order no.
2	B-251022

- Simple peg


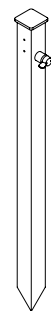
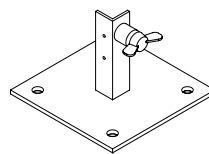
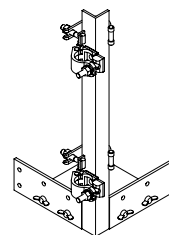
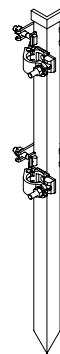
Weight in kg	Order no.
0.3	B-251024

- Brace connector

ø Diameter in mm	Weight in kg	Order no.
40	0.2	B-151040
48	0.2	B-151042
58	0.3	B-151044
68	0.3	B-151046

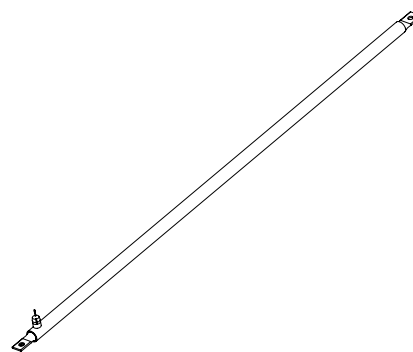
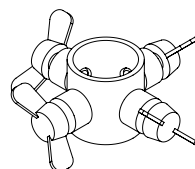
- Hoarding brace, adjustable

Length in cm	Weight in kg	Order no.
150 – 270	1.5	B-151050
300 – 580	3	B-151052
870 – 1,060	9.2	B-151054



B-251022

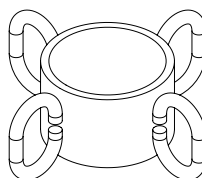
B-251024



## Accessories

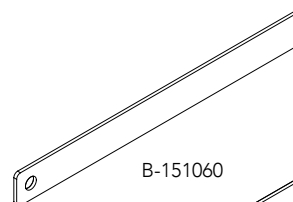
- Shackle

Weight in kg	Order no.
0.3	B-151080



- Bracket, straight (gable)

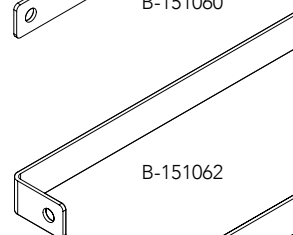
Weight in kg	Order no.
0.2	B-151060



B-151060

- Bracket, angled (soffit)

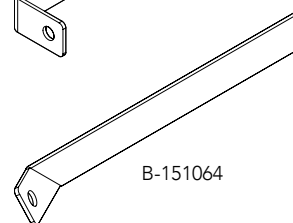
Weight in kg	Order no.
0.3	B-151062



B-151062

- Bracket for hipped roof

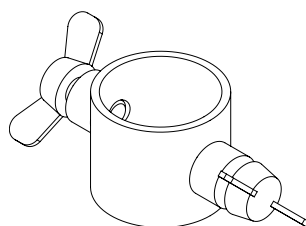
Weight in kg	Order no.
0.2	B-151064



B-151064

- Bracket connector

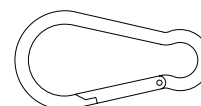
∅ Diameter in mm	Weight in kg	Order no.
25	0.2	B-151070
32	0.2	B-151072
40	0.2	B-151074
48	0.3	B-151076
58	0.3	B-151078



- Cable, ∅ 5 mm, with aluminium ferrule

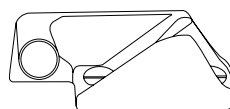
- Polyester

Length in cm	Weight in kg	Order no.
1,000	0.8	B-151082
1,750	1.2	B-151084



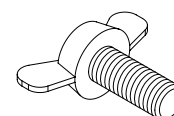
- Carabiner, 5 mm

Weight in kg	Order no.
0.1	B-151079



- Cable tensioner CL 218

Weight in kg	Order no.
0.1	B-151088



- Wing nut

Length in cm	Weight in kg	Order no.
M 10 x 25	(0.1)	B-825001



## Pallets / Mesh boxes

- For space-saving, safe storage on-site and during carriage, load 2,000 kg
- Mesh box, rectangular, with flap

Length in cm	Width in cm	Height in cm	Weight in kg	Order no.
60	80	50	44	B-210060
120	80	80	80	B-210120



B-210120



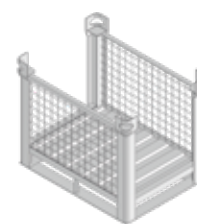
B-210060

- Stackable box, open-sided
- Load 1,500 kg

Length in cm	Width in cm	Height in cm	Weight in kg	Order no.
60	80	50	36.5	B-211060
120	80	80	66	B-211120



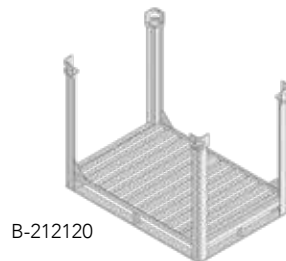
B-211120




B-211060

- Stackable box, open all round
- Load 1,500 kg

Length in cm	Width in cm	Height in cm	Weight in kg	Order no.
60	80	50	38.5	B-212060
120	80	80	57	B-212120
240	80	80	97.5	B-212240



B-212120

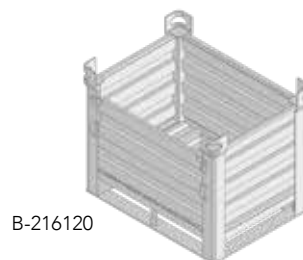


B-212060


- Metal box with flap
- Load 2,000 kg

Length in cm	Width in cm	Height in cm	Weight in kg	Order no.
60	80	50	46.6	*B-216060
120	80	60	103	*B-216120
160	120	90	125	*B-216160

\* Not held in stock



B-216120

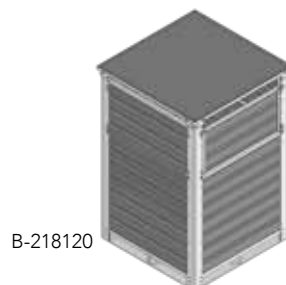


B-216060

- Mesh box, version with metal doors, metal, with removable cover
- Load 1,000 kg

Length in cm	Width in cm	Height in cm	Weight in kg	Order no.
120	120	190	136.6	*B-218120

\* Not held in stock



B-218120

- Mesh box, version with mesh flaps and removable cover
- Load 1,000 kg

Length in cm	Width in cm	Height in cm	Weight in kg	Order no.
120	120	190	141.8	*B-219120

\* Not held in stock



B-219120



## **Cantilevered shelving**



## Cantilevered warehouse shelving

### Bring order to your warehouse at an affordable price!

The size, capacity, statics and configuration of our cantilevered shelving are optimally and individually matched to your requirements. Cost-effective use of surfaces and space with a high storage capacity. All your goods are clearly and tidily stored, and directly accessible.

### Range of use

- All trading businesses
- Hauliers
- Electrical industry
- Builders' merchants
- Construction industry
- Scaffolding
- Automotive parts

### Stands

- Single- or double-sided versions.  
The size and configuration depend upon the desired load and static demands. Perforated to the highest level calculated.
- Props and bases are supplied loose for bolting on.
- Stands and stand bases are made of hot-rolled IPE section.
- The individual stands are connected by horizontal connectors, stiffened by diagonal struts.

### Stand bases

- The bases match the stand section.
- Standard base for ground anchoring.

### Cantilevers

- The strength of IPE section of the bolt-on cantilever is calculated from the length and load.

### Height grid

- A standard height grid of 100 mm is used in the configuration for simple adjustment of compartment height.

### Surface finish

- Hot-dip galvanised, coloured if required

### Baffles / Crash barriers

- Possible on request

### Anti-roll guards

- To secure shelved goods

### Diagonal struts

- Diagonal struts in flat steel, with adjustable turnbuckles

### Horizontal struts

- Steel angle bracket as spacer and stiffener between stands.
- Horizontal strut length is matched to your shelved goods.

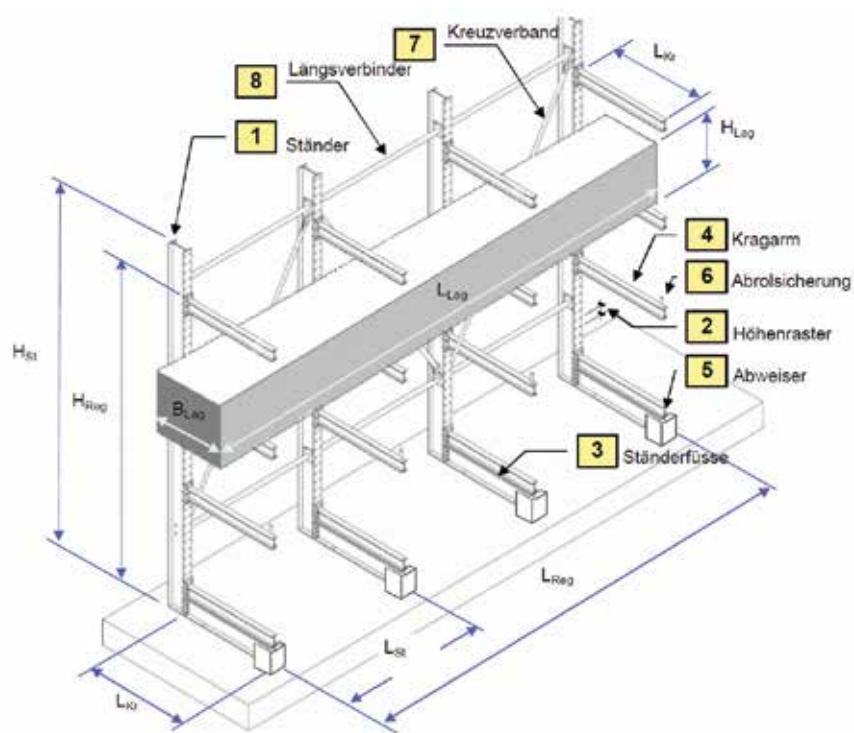
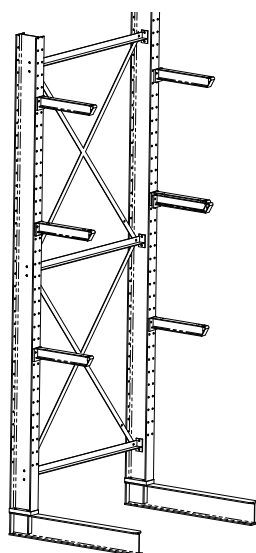
### Load

- The weight of the shelved goods is used to for all IPE section calculations.
- The static requirements are used to determine section thickness.
- The relevant regulations have been observed.
- The load-bearing capacity of the cantilevers applies to central or evenly distributed loads.
- Side stand bases (lowest shelf compartment) can be loaded without observing the stated load-bearing capacity.



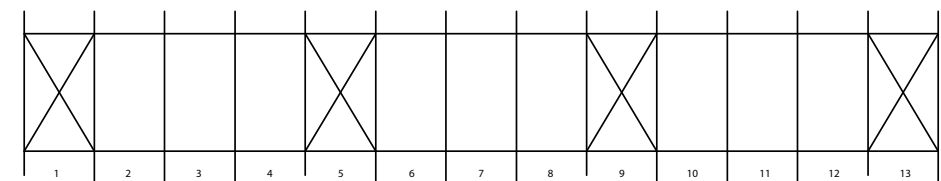


## Cantilevered shelving for your warehouse

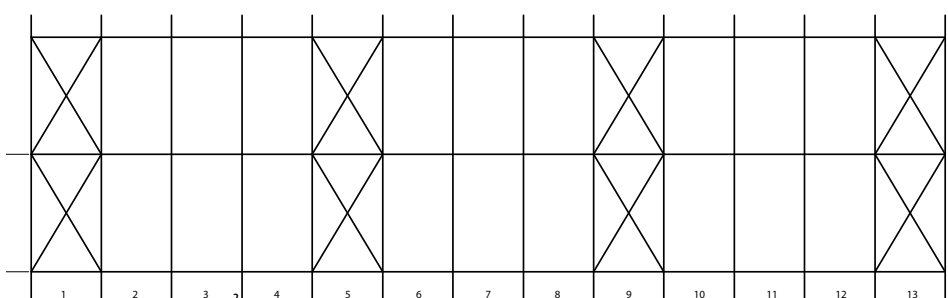


## Details of horizontal and diagonal struts

- Two horizontal and one diagonal braces are required up to stand height  $H = 3,500$  mm.
- Diagonal struts are required in the first and every fifth bay.



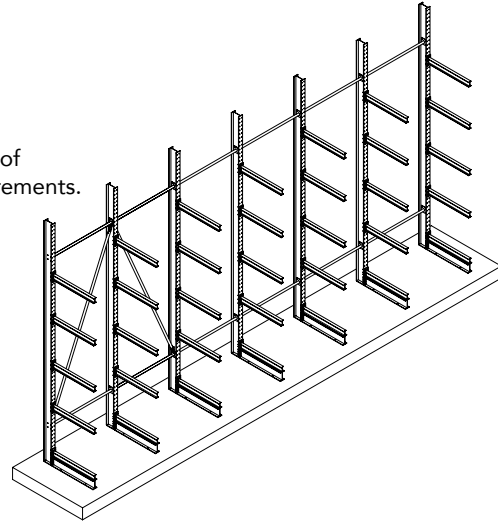
- Three horizontal and two diagonal braces are required from stand height  $H = 4,000$  mm.
- Diagonal struts are required in the first and every fifth bay.



## Structure

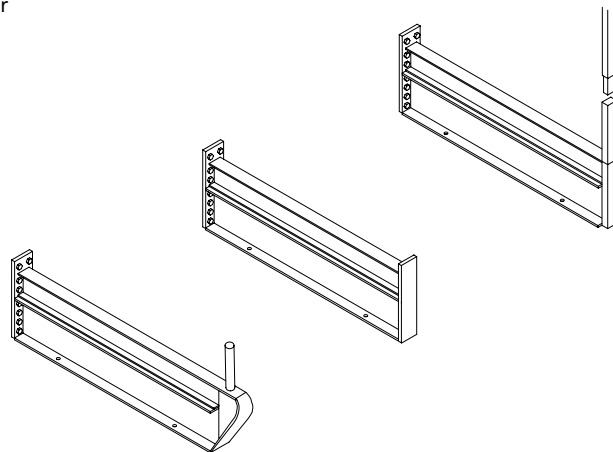
- Stand section
- Base section
- Base connector
- Diagonal brace

The height, depth, centre-to-centre distance and load-bearing capacity of the cantilevers are matched to the shelved goods and the client's requirements.



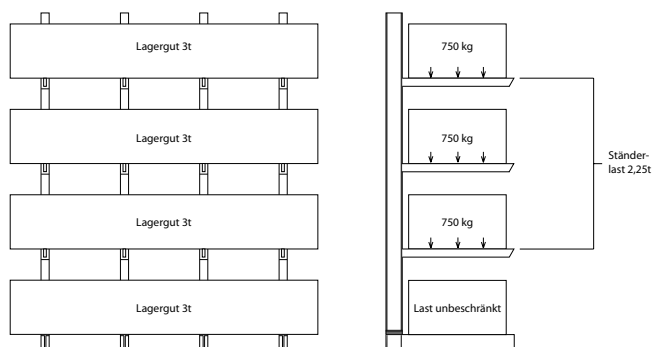
## Anti-roll guards

- Round tube,  $\varnothing$  16 mm, push-fit
- Height up to 300 mm above the top surface of the cantilever
- Flat steel
- Permanently welded
- Square tube, push-fit
- Height up to 750 mm



## Load

- The load-bearing capacity of the cantilevers applies to central or evenly distributed or central loads



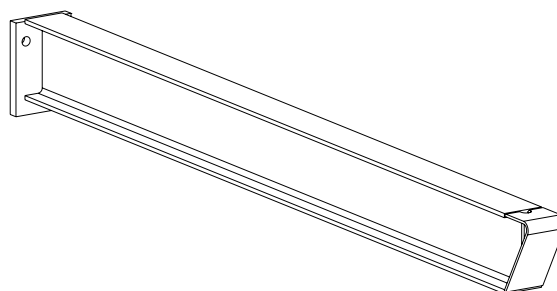
## Cantilevers for IPE 180, IPE 200 and IPE 220 stand sections

- Configuration: fitted with baffles as standard
- Galvanised

Section	Useful depth in mm	Order no.
IPE 80	400	77-080040
IPE 80	500	77-080050
IPE 80	600	77-080060
IPE 80	700	77-080070
IPE 80	800	77-080080
IPE 80	900	77-080090
IPE 80	1,000	77-080100
IPE 80	1,250	77-080125
IPE 80	1,500	77-080150
IPE 80	1,750	77-080175
IPE 80	2,000	77-080200

- Configuration: fitted with baffles as standard
- Galvanised

Section	Useful depth in mm	Order no.
IPE 100	400	77-100040
IPE 100	500	77-100050
IPE 100	600	77-100060
IPE 100	700	77-100070
IPE 100	800	77-100080
IPE 100	900	77-100090
IPE 100	1,000	77-100100
IPE 100	1,250	77-100125
IPE 100	1,500	77-100150
IPE 100	1,750	77-100175
IPE 100	2,000	77-100200



- Configuration: fitted with baffles as standard
- Galvanised

Section	Useful depth in mm	Order no.
IPE 120	400	77-120040
IPE 120	500	77-120050
IPE 120	600	77-120060
IPE 120	700	77-120070
IPE 120	800	77-120080
IPE 120	900	77-120090
IPE 120	1,000	77-120100
IPE 120	1,250	77-120125
IPE 120	1,500	77-120150
IPE 120	1,750	77-120175
IPE 120	2,000	77-120200



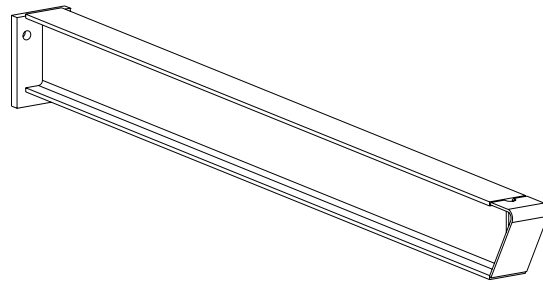
## Cantilevers for IPE 240, IPE 270 and IPE 300 stand sections

- Configuration: fitted with baffles as standard
- Galvanised

Section	Useful depth in mm	Order no.
IPE 80	400	77-081040
IPE 80	500	77-081050
IPE 80	600	77-081060
IPE 80	700	77-081070
IPE 80	800	77-081080
IPE 80	900	77-081090
IPE 80	1,000	77-081100
IPE 80	1,250	77-081125
IPE 80	1,500	77-081150
IPE 80	1,750	77-081175
IPE 80	2,000	77-081200

- Configuration: fitted with baffles as standard
- Galvanised

Section	Useful depth in mm	Order no.
IPE 100	400	77-101040
IPE 100	500	77-101050
IPE 100	600	77-101060
IPE 100	700	77-101070
IPE 100	800	77-101080
IPE 100	900	77-101090
IPE 100	1,000	77-101100
IPE 100	1,250	77-101125
IPE 100	1,500	77-101150
IPE 100	1,750	77-101175
IPE 100	2,000	77-101200



- Configuration: fitted with baffles as standard
- Galvanised

Section	Useful depth in mm	Order no.
IPE 120	400	77-121040
IPE 120	500	77-121050
IPE 120	600	77-121060
IPE 120	700	77-121070
IPE 120	800	77-121080
IPE 120	900	77-121090
IPE 120	1,000	77-121100
IPE 120	1,250	77-121125
IPE 120	1,500	77-121150
IPE 120	1,750	77-121175
IPE 120	2,000	77-121200

## Single-sided cantilever stands

- Stands, type L
- Galvanised

Stand height in mm	Section	Useful depth in mm	Overall depth in mm	Order no.
2,500	IPE 180	400	650	77-182504
2,500	IPE 180	600	850	77-182506
2,500	IPE 180	800	1,050	77-182508
2,500	IPE 180	1,000	1,250	77-182510
2,500	IPE 180	1,250	1,500	77-182512
2,500	IPE 180	1,500	1,750	77-182515

- Stands, type L
- Galvanised

Stand height in mm	Section	Useful depth in mm	Overall depth in mm	Order no.
3,000	IPE 180	400	650	77-183004
3,000	IPE 180	600	850	77-183006
3,000	IPE 180	800	1,050	77-183008
3,000	IPE 180	1,000	1,250	77-183010
3,000	IPE 180	1,250	1,500	77-183012
3,000	IPE 180	1,500	1,750	77-183015

- Stands, type L
- Galvanised

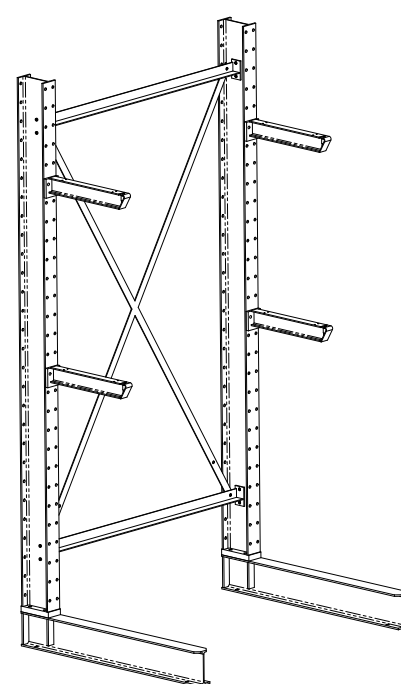
Stand height in mm	Section	Useful depth in mm	Overall depth in mm	Order no.
3,000	IPE 200	400	670	77-203004
3,000	IPE 200	600	870	77-203006
3,000	IPE 200	800	1,070	77-203008
3,000	IPE 200	1,000	1,270	77-203010
3,000	IPE 200	1,250	1,520	77-203012
3,000	IPE 200	1,500	1,770	77-203015

- Stands, type L
- Galvanised

Stand height in mm	Section	Useful depth in mm	Overall depth in mm	Order no.
3,500	IPE 180	400	650	77-183504
3,500	IPE 180	600	850	77-183506
3,500	IPE 180	800	1,050	77-183508
3,500	IPE 180	1,000	1,250	77-183510
3,500	IPE 180	1,250	1,500	77-183512
3,500	IPE 180	1,500	1,750	77-183515
3,500	IPE 180	2,000	2,250	77-183520

- Stands, type L
- Galvanised

Stand height in mm	Section	Useful depth in mm	Overall depth in mm	Order no.
3,500	IPE 200	400	670	77-203504
3,500	IPE 200	600	870	77-203506
3,500	IPE 200	800	1,070	77-203508
3,500	IPE 200	1,000	1,270	77-203510
3,500	IPE 200	1,250	1,520	77-203512
3,500	IPE 200	1,500	1,770	77-203515
3,500	IPE 200	2,000	2,270	77-203520



\*Supplied without cantilever

## Single-sided cantilever stands

- Stands, type L
- Galvanised

Stand height in mm	Section	Useful depth in mm	Overall depth in mm	Order no.
3,500	IPE 220	400	690	77-223504
3,500	IPE 220	600	890	77-223506
3,500	IPE 220	800	1,090	77-223508
3,500	IPE 220	1,000	1,290	77-223510
3,500	IPE 220	1,250	1,540	77-223512
3,500	IPE 220	1,500	1,790	77-223515
3,500	IPE 220	2,000	2,290	77-223520

- Stands, type L
- Galvanised

Stand height in mm	Section	Useful depth in mm	Overall depth in mm	Order no.
4,000	IPE 200	400	670	77-204004
4,000	IPE 200	600	870	77-204006
4,000	IPE 200	800	1,070	77-204008
4,000	IPE 200	1,000	1,270	77-204010
4,000	IPE 200	1,250	1,520	77-204012
4,000	IPE 200	1,500	1,770	77-204015
4,000	IPE 200	2,000	2,270	77-204020

- Stands, type L
- Galvanised

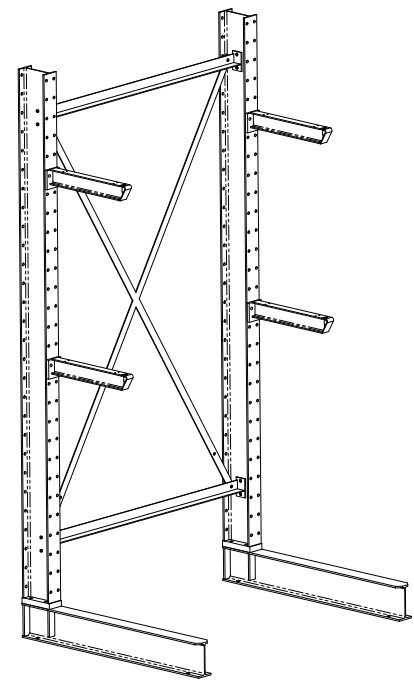
Stand height in mm	Section	Useful depth in mm	Overall depth in mm	Order no.
4,000	IPE 220	400	690	77-224004
4,000	IPE 220	600	890	77-224006
4,000	IPE 220	800	1,090	77-224008
4,000	IPE 220	1,000	1,290	77-224010
4,000	IPE 220	1,250	1,540	77-224012
4,000	IPE 220	1,500	1,790	77-224015
4,000	IPE 220	2,000	2,290	77-224020

- Stands, type L
- Galvanised

Stand height in mm	Section	Useful depth in mm	Overall depth in mm	Order no.
4,000	IPE 240	400	710	77-244004
4,000	IPE 240	600	910	77-244006
4,000	IPE 240	800	1,110	77-244008
4,000	IPE 240	1,000	1,310	77-244010
4,000	IPE 240	1,250	1,560	77-244012
4,000	IPE 240	1,500	1,810	77-244015
4,000	IPE 240	2,000	2,310	77-244020

- Stands, type L
- Galvanised

Stand height in mm	Section	Useful depth in mm	Overall depth in mm	Order no.
5,000	IPE 220	400	690	77-225004
5,000	IPE 220	600	890	77-225006
5,000	IPE 220	800	1,090	77-225008
5,000	IPE 220	1,000	1,290	77-225010
5,000	IPE 220	1,250	1,540	77-225012
5,000	IPE 220	1,500	1,790	77-225015
5,000	IPE 220	2,000	2,290	77-225020



\* Supplied without cantilever



## Single-sided cantilever stands

- Stands, type L
- Galvanised

Stand height in mm	Section	Useful depth in mm	Overall depth in mm	Order no.
5,000	IPE 240	400	710	77-245004
5,000	IPE 240	600	910	77-245006
5,000	IPE 240	800	1,110	77-245008
5,000	IPE 240	1,000	1,310	77-245010
5,000	IPE 240	1,250	1,560	77-245012
5,000	IPE 240	1,500	1,810	77-245015
5,000	IPE 240	2,000	2,310	77-245020

- Stands, type L
- Galvanised

Stand height in mm	Section	Useful depth in mm	Overall depth in mm	Order no.
5,000	IPE 270	400	740	77-275004
5,000	IPE 270	600	940	77-275006
5,000	IPE 270	800	1,140	77-275008
5,000	IPE 270	1,000	1,340	77-275010
5,000	IPE 270	1,250	1,590	77-275012
5,000	IPE 270	1,500	1,840	77-275015
5,000	IPE 270	2,000	2,340	77-275020

- Stands, type L
- Galvanised

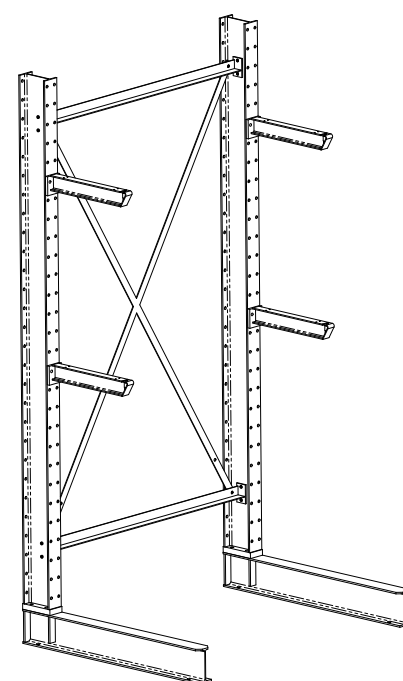
Stand height in mm	Section	Useful depth in mm	Overall depth in mm	Order no.
6,000	IPE 240	400	710	77-246004
6,000	IPE 240	600	910	77-246006
6,000	IPE 240	800	1,110	77-246008
6,000	IPE 240	1,000	1,310	77-246010
6,000	IPE 240	1,250	1,560	77-246012
6,000	IPE 240	1,500	1,810	77-246015
6,000	IPE 240	2,000	2,310	77-246020

- Stands, type L
- Galvanised

Stand height in mm	Section	Useful depth in mm	Overall depth in mm	Order no.
6,000	IPE 270	400	740	77-276004
6,000	IPE 270	600	940	77-276006
6,000	IPE 270	800	1,140	77-276008
6,000	IPE 270	1,000	1,340	77-276010
6,000	IPE 270	1,250	1,590	77-276012
6,000	IPE 270	1,500	1,840	77-276015
6,000	IPE 270	2,000	2,340	77-276020

- Stands, type L
- Galvanised

Stand height in mm	Section	Useful depth in mm	Overall depth in mm	Order no.
6,000	IPE 300	400	770	77-306004
6,000	IPE 300	600	970	77-306006
6,000	IPE 300	800	1,170	77-306008
6,000	IPE 300	1,000	1,370	77-306010
6,000	IPE 300	1,250	1,620	77-306012
6,000	IPE 300	1,500	1,870	77-306015
6,000	IPE 300	2,000	2,370	77-306020



\* Supplied without cantilever

## Double-sided cantilever stands

- Stands, type T
- Galvanised

Stand height in mm	Section	Useful depth in mm	Overall depth in mm	Order no.
2,500	IPE 180	400	1,120	77-192504
2,500	IPE 180	600	1,520	77-192506
2,500	IPE 180	800	1,920	77-192508
2,500	IPE 180	1,000	2,320	77-192510
2,500	IPE 180	1,250	2,820	77-192512
2,500	IPE 180	1,500	3,320	77-192515

- Stands, type T
- Galvanised

Stand height in mm	Section	Useful depth in mm	Overall depth in mm	Order no.
3,000	IPE 180	400	1,120	77-193004
3,000	IPE 180	600	1,520	77-193006
3,000	IPE 180	800	1,920	77-193008
3,000	IPE 180	1,000	2,320	77-193010
3,000	IPE 180	1,250	2,820	77-193012
3,000	IPE 180	1,500	3,320	77-193015

- Stands, type T
- Galvanised

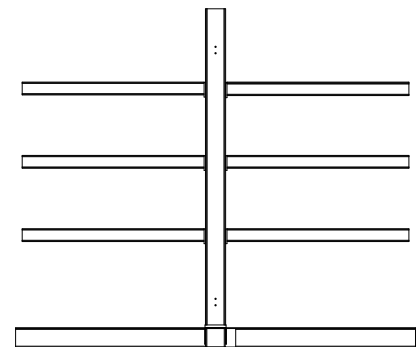
Stand height in mm	Section	Useful depth in mm	Overall depth in mm	Order no.
3,000	IPE 200	400	1,140	77-213004
3,000	IPE 200	600	1,540	77-213006
3,000	IPE 200	800	1,940	77-213008
3,000	IPE 200	1,000	2,340	77-213010
3,000	IPE 200	1,250	2,840	77-213012
3,000	IPE 200	1,500	3,340	77-213015

- Stands, type T
- Galvanised

Stand height in mm	Section	Useful depth in mm	Overall depth in mm	Order no.
3,500	IPE 180	400	1,120	77-193504
3,500	IPE 180	600	1,520	77-193506
3,500	IPE 180	800	1,920	77-193508
3,500	IPE 180	1,000	2,320	77-193510
3,500	IPE 180	1,250	2,820	77-193512
3,500	IPE 180	1,500	3,320	77-193515
3,500	IPE 180	2,000	4,320	77-193520

- Stands, type T
- Galvanised

Stand height in mm	Section	Useful depth in mm	Overall depth in mm	Order no.
3,500	IPE 200	400	1,140	77-213504
3,500	IPE 200	600	1,540	77-213506
3,500	IPE 200	800	1,940	77-213508
3,500	IPE 200	1,000	2,340	77-213510
3,500	IPE 200	1,250	2,840	77-213512
3,500	IPE 200	1,500	3,340	77-213515
3,500	IPE 200	2,000	4,340	77-213520



\* Supplied without cantilever

## Double-sided cantilever stands

- Stands, type T
- Galvanised

Stand height in mm	Section	Useful depth in mm	Overall depth in mm	Order no.
3,500	IPE 220	400	1,160	77-233504
3,500	IPE 220	600	1,560	77-233506
3,500	IPE 220	800	1,960	77-233508
3,500	IPE 220	1,000	2,360	77-233510
3,500	IPE 220	1,250	2,860	77-233512
3,500	IPE 220	1,500	3,360	77-233515
3,500	IPE 220	2,000	4,360	77-233520

- Stands, type T

Stand height in mm	Section	Useful depth in mm	Overall depth in mm	Order no.
4,000	IPE 200	400	1,140	77-214004
4,000	IPE 200	600	1,540	77-214006
4,000	IPE 200	800	1,940	77-214008
4,000	IPE 200	1,000	2,340	77-214010
4,000	IPE 200	1,250	2,840	77-214012
4,000	IPE 200	1,500	3,340	77-214015
4,000	IPE 200	2,000	4,340	77-214020

- Stands, type T
- Galvanised

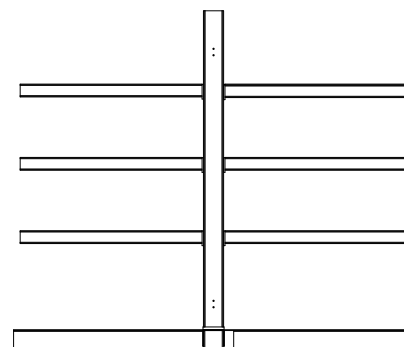
Stand height in mm	Section	Useful depth in mm	Overall depth in mm	Order no.
4,000	IPE 220	400	1,160	77-234004
4,000	IPE 220	600	1,560	77-234006
4,000	IPE 220	800	1,960	77-234008
4,000	IPE 220	1,000	2,360	77-234010
4,000	IPE 220	1,250	2,860	77-234012
4,000	IPE 220	1,500	3,360	77-234015
4,000	IPE 220	2,000	4,360	77-234020

- Stands, type T
- Galvanised

Stand height in mm	Section	Useful depth in mm	Overall depth in mm	Order no.
4,000	IPE 240	400	1,180	77-254004
4,000	IPE 240	600	1,580	77-254006
4,000	IPE 240	800	1,980	77-254008
4,000	IPE 240	1,000	2,380	77-254010
4,000	IPE 240	1,250	2,880	77-254012
4,000	IPE 240	1,500	3,380	77-254015
4,000	IPE 240	2,000	4,380	77-254020

- Stands, type ET
- Galvanised

Stand height in mm	Section	Useful depth in mm	Overall depth in mm	Order no.
5,000	IPE 220	400	1,160	77-235004
5,000	IPE 220	600	1,560	77-235006
5,000	IPE 220	800	1,960	77-235008
5,000	IPE 220	1,000	2,360	77-235010
5,000	IPE 220	1,250	2,860	77-235012
5,000	IPE 220	1,500	3,360	77-235015
5,000	IPE 220	2,000	4,360	77-235020



\* Supplied without cantilever



## Double-sided cantilever stands

- Stands, type T
- Galvanised

Stand height in mm	Section	Useful depth in mm	Overall depth in mm	Order no.
5,000	IPE 240	400	1,180	77-255004
5,000	IPE 240	600	1,580	77-255006
5,000	IPE 240	800	1,980	77-255008
5,000	IPE 240	1,000	2,380	77-255010
5,000	IPE 240	1,250	2,880	77-255012
5,000	IPE 240	1,500	3,380	77-255015
5,000	IPE 240	2,000	4,380	77-255020

- Stands, type T
- Galvanised

Stand height in mm	Section	Useful depth in mm	Overall depth in mm	Order no.
5,000	IPE 270	400	1,210	77-285004
5,000	IPE 270	600	1,610	77-285006
5,000	IPE 270	800	2,010	77-285008
5,000	IPE 270	1,000	2,410	77-285010
5,000	IPE 270	1,250	2,910	77-285012
5,000	IPE 270	1,500	3,410	77-285015
5,000	IPE 270	2,000	4,410	77-285020

- Stands, type T
- Galvanised

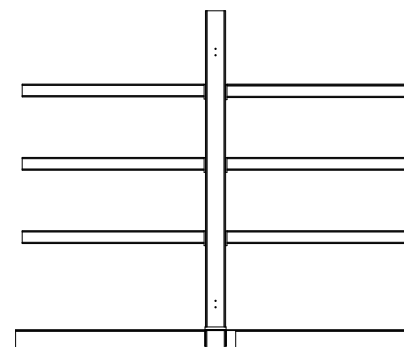
Stand height in mm	Section	Useful depth in mm	Overall depth in mm	Order no.
6,000	IPE 240	400	1,180	77-256004
6,000	IPE 240	600	1,580	77-256006
6,000	IPE 240	800	1,980	77-256008
6,000	IPE 240	1,000	2,380	77-256010
6,000	IPE 240	1,250	2,880	77-256012
6,000	IPE 240	1,500	3,380	77-256015
6,000	IPE 240	2,000	4,380	77-256020

- Stands, type T
- Galvanised

Stand height in mm	Section	Useful depth in mm	Overall depth in mm	Order no.
6,000	IPE 270	400	1,210	77-286004
6,000	IPE 270	600	1,610	77-286006
6,000	IPE 270	800	2,010	77-286008
6,000	IPE 270	1,000	2,410	77-286010
6,000	IPE 270	1,250	2,910	77-286012
6,000	IPE 270	1,500	3,410	77-286015
6,000	IPE 270	2,000	4,410	77-286020

- Stands, type T
- Galvanised

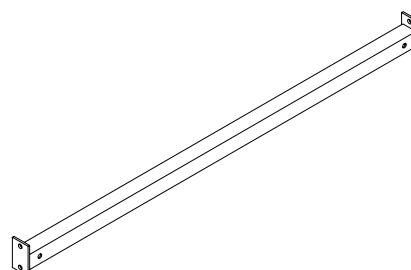
Stand height in mm	Section	Useful depth in mm	Overall depth in mm	Order no.
6,000	IPE 300	400	1,240	77-316004
6,000	IPE 300	600	1,640	77-316006
6,000	IPE 300	800	2,040	77-316008
6,000	IPE 300	1,000	2,440	77-316010
6,000	IPE 300	1,250	2,940	77-316012
6,000	IPE 300	1,500	3,440	77-316015
6,000	IPE 300	2,000	4,440	77-316020



\* Supplied without cantilever

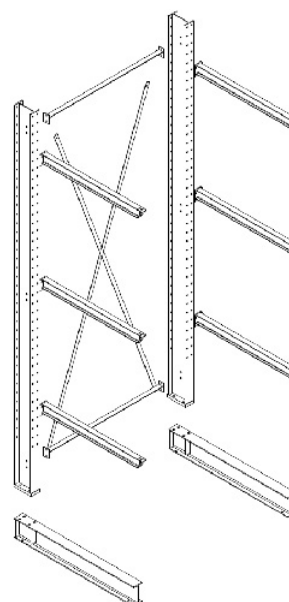
## Horizontal brace

Section	Centre-to-centre distance in mm	Order no.
L 50 x 50 x 5	800	77-080000
L 50 x 50 x 5	1,000	77-100000
L 50 x 50 x 5	1,250	77-125000
L 50 x 50 x 5	1,500	77-150000
L 50 x 50 x 5	2,000	77-200000



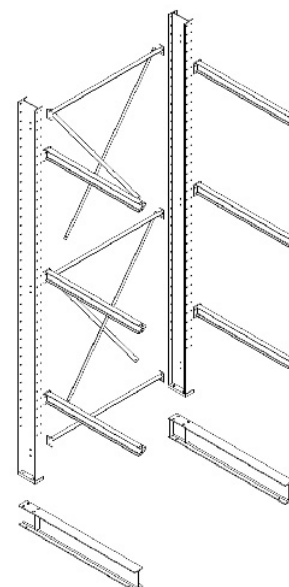
## One-piece diagonal brace

Section	Centre-to-centre distance in mm	Height mm	Order no.
40 x 4	800	2,500	77-080250
40 x 4	800	3,000	77-080300
40 x 4	800	3,500	77-080350
40 x 4	1,000	2,500	77-100250
40 x 4	1,000	3,000	77-100300
40 x 4	1,000	3,500	77-100350
40 x 4	1,250	2,500	77-125250
40 x 4	1,250	3,000	77-125300
40 x 4	1,250	3,500	77-125350
40 x 4	1,500	2,500	77-150250
40 x 4	1,500	3,000	77-150300
40 x 4	1,500	3,500	77-150350
40 x 4	2,000	2,500	77-200250
40 x 4	2,000	3,000	77-200300
40 x 4	2,000	3,500	77-200350



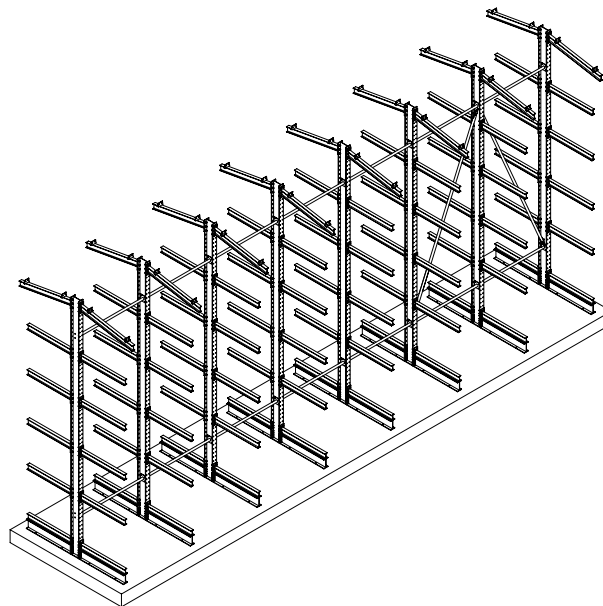
## Two-piece diagonal brace

Section	Centre-to-centre distance in mm	Height mm	Order no.
40 x 4	800	4,000	77-080400
40 x 4	800	5,000	77-080500
40 x 4	800	6,000	77-080600
40 x 4	1,000	4,000	77-100400
40 x 4	1,000	5,000	77-100500
40 x 4	1,000	6,000	77-100600
40 x 4	1,250	4,000	77-125400
40 x 4	1,250	5,000	77-125500
40 x 4	1,250	6,000	77-125600
40 x 4	1,500	4,000	77-150400
40 x 4	1,500	5,000	77-150500
40 x 4	1,500	6,000	77-150600
40 x 4	2,000	4,000	77-200400
40 x 4	2,000	5,000	77-200500
40 x 4	2,000	6,000	77-200600

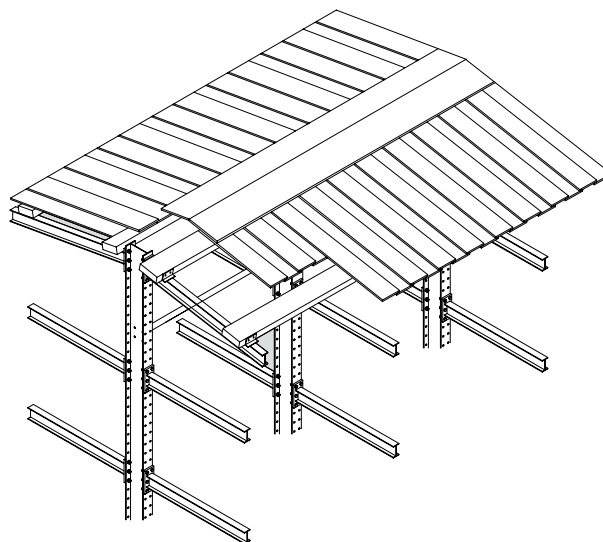


## Shelf roofing

- Roof arms, supplied with a 10° slope or pitch as standard
- The wind and snow load must be calculated for shelf roofing, independently of the shelf load.



- Roof covering with wooden purlins, trapezoidal sheet, gutter, ridge capping, etc. can be provided by the client.



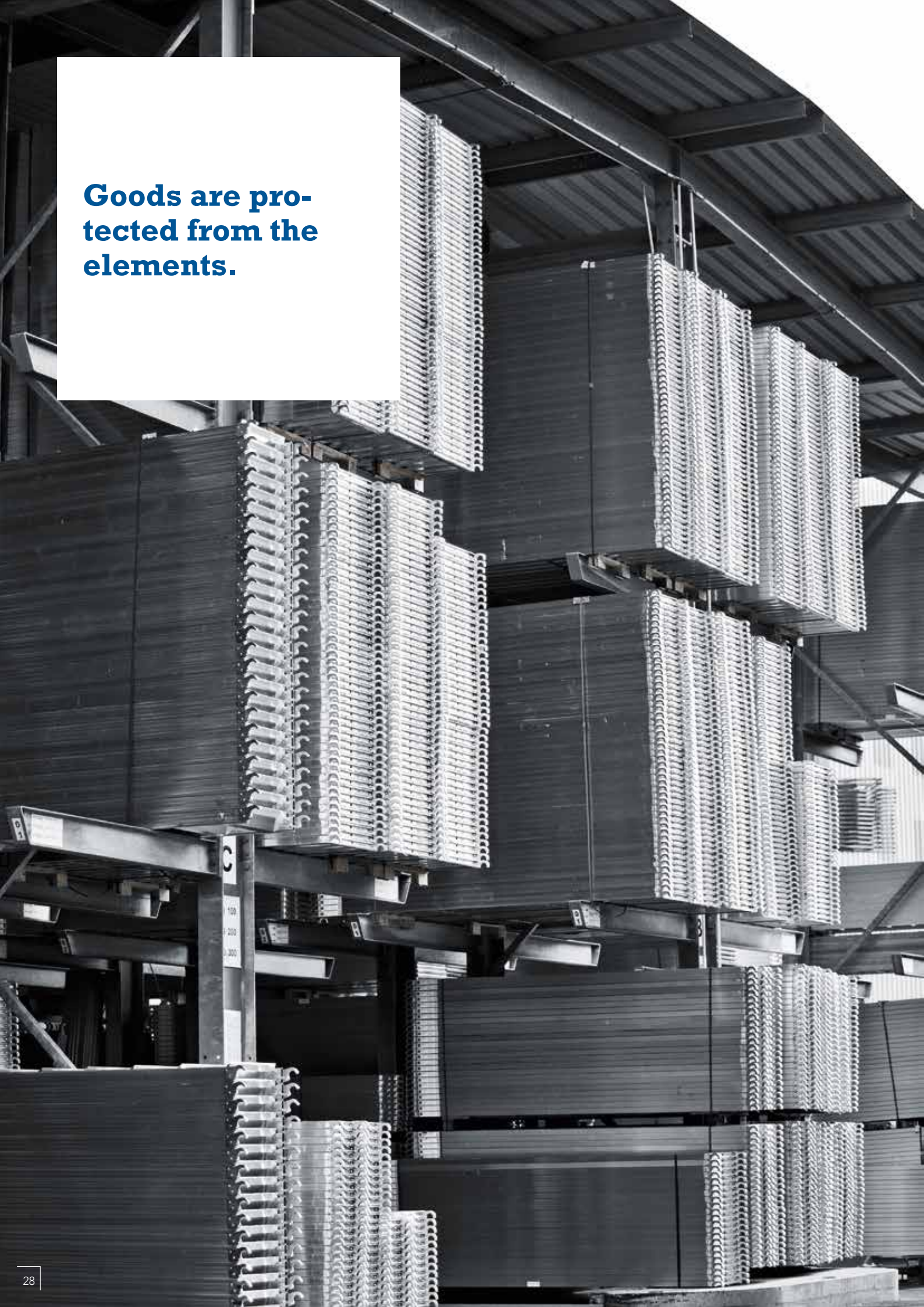




## **Cantilevered shelving**



**Goods are protected from the elements.**



## Rubble chutes

- Chute section
- In polyethylene
- Useful length 1 m,  $\varnothing$  0.50 / 0.40

Length in cm	Weight in kg	Order no.
110	9.5	B-601110

- Hopper with additional side opening
- In polyethylene

Weight in kg	Order no.
9.8	B-601112

- Scaffolding and breastwork fixing frame
- Galvanised

Weight in kg	Order no.
10.2	B-601114

- Guide ring with two cables

Weight in kg	Order no.
1.9	B-601116







**Practical, efficient storage**



# General Terms and Conditions of Business (T&Cs) as at 1 January 2013

**These T&Cs govern legal relationships between Tobler AG (hereinafter referred to as TOBLER) and its contracting partners (hereinafter referred to as Client) arising from the sale, rental and assembly of scaffolding, formwork and the corresponding accessories. They constitute a framework contract applicable to the conclusion of all contracts and are binding until revoked.**

## 1. Tender and conclusion of the contract

- 1.1. Tenders, goods and services will be provided by TOBLER solely on the basis of these T&Cs, which will be deemed to have been accepted when the goods or services are ordered. The T&Cs will also expressly apply to all future orders by the Client.
- 1.2. A contract will be concluded when TOBLER accepts a written, telephone or personal order unconditionally.
- 1.3. Verbal assurances by TOBLER will only be valid if confirmed in writing and signed.
- 1.4. TOBLER will only be bound by the Client's general terms and conditions of business if they correspond to its own or if it has agreed to them in writing. Divergent conditions of the Client which TOBLER has not expressly recognised in writing will not be binding upon it.

## 2. Technical documents

- 2.1. Prospectuses, catalogues, etc. will not be binding in the absence of any agreement to the contrary. Details in technical documents will only be binding if they are expressly guaranteed in writing.
- 2.2. The right to make technical modifications is reserved. Differences from the prospectus or from details in other sales documents or from earlier deliveries in terms of configuration, weights and measurements of the goods will only be relevant if the intended purpose of the goods is restricted to a significant extent.
- 2.3. The final potential configuration is expressly reserved, particularly in the case of new designs or special configurations.
- 2.4. TOBLER will be entitled to supply equivalent unbranded parts from subcontractors.

## 3. Terms of payment

- 3.1. In the absence of any agreement to the contrary, payment must be made to TOBLER within thirty days, strictly net. The Client will be entitled to deduct a prompt payment discount of 2% for payment within ten days of the date of the invoice. Further deductions will only be admissible if expressly agreed in writing. Unjustified deductions will be charged retrospectively.
- 3.2. In the case of arrears, the Client will be liable for 7% p.a. interest on arrears with effect from the due date of payment, without a reminder from TOBLER.
- 3.3. The absence of minor parts from the order or the assertion of claims under guarantee against TOBLER will not entitle the Client to delay payments due.
- 3.4. Payment of the entire purchase price or the balance thereof will be due immediately if acceptance is delayed by the Client. The Client must bear the cost of any demurrage by the transport contractor.
- 3.5. Should the deposit not be paid or the requisite security not be provided in accordance with the contract, TOBLER will be entitled to uphold or cancel the contract and demand compensation in either case.

## 4. Delivery terms

- 4.1. In the absence of any agreement to the contrary, the place of fulfilment will be TOBLER's registered office in Rheineck.
- 4.2. Despatch and carriage are for the account and at the risk of the Client. The Client will be responsible for insurance against loss of any type whatsoever. The Client must bear any customs duty payable.
- 4.3. Pallets and crates are only made available on loan. The Client must return them at its own expense, otherwise TOBLER will invoice their cost.
- 4.4. Delivery will be made at the time desired by the Client, as far as possible. Notified or agreed delivery periods and times will be observed as far as possible, but are not binding. Should delivery be delayed for reasons for which TOBLER is not responsible (force majeure, import or transport problems, delay by third-party suppliers, changes subsequently demanded by the Client, etc.), the delivery date will be postponed accordingly.
- 4.5. A failure to observe the delivery deadline will not entitle the Client to cancel the contract, delay acceptance or demand compensation for delay.
- 4.6. Should it be impossible to provide goods and services in the foreseeable future due to events over which TOBLER has no control, TOBLER will be entitled to cancel the contract by notifying the Client, without incurring liability for compensation.
- 4.7. If the Client has been informed that the goods ordered are ready for despatch or collection, it will be obliged to collect or arrange delivery of the goods within five working days of notification. The Client will be in arrears of acceptance after this deadline has expired. In the event of arrears of acceptance, the Client will be obliged to compensate TOBLER for losses thus incurred. In this case, TOBLER will be entitled to retain the delivery at the expense and risk of the Client, store it on its premises, charging an appropriate fee, or cancel the contract, with payment of compensation for the loss incurred by TOBLER. Delayed acceptance will be deemed to apply if the Client unjustifiably refuses to accept the consignment due to delays in delivery. Even if TOBLER retains the goods or stores it on its premises, it will be entitled to cancel the contract at any time, without notice and without setting a period of grace, and to demand repayment of the loss which it has incurred.

## 5. Transfer of risk

- 5.1. The risk applicable to the deliverable will be transferred to the Client when the consignment leaves TOBLER.

## 6. Complaints

- 6.1. The Client must inspect the goods and assembly work immediately after receipt and execution.
- 6.2. It must notify TOBLER of any shortcomings in writing within three days, otherwise the goods and services will be deemed to have been approved.

## 7. Guarantee under the purchase agreement

- 7.1. In the case of new products (with the exception of timber, spare parts, tarpaulins, nets, any plastic components, small parts such as screws, nuts, etc., and mountings such as cables and tarpaulin ties), TOBLER will issue a guarantee to the Client for six months with effect from despatch of the consignment from TOBLER, provided that examination and notification take place punctually in accordance with paragraph 6. Liability for particular product characteristics will only be accepted if guaranteed in writing by TOBLER. Differences attributable to production or material will not give rise to entitlement to a guarantee. Moreover, the guarantee will lapse if the Client or an authorised agent of the Client makes modifications or repairs to the goods without the written agreement of TOBLER.
- 7.2. Any guarantee whatsoever for used items is precluded. No guarantee will apply to installed parts from third-party suppliers or if installed parts from third-party suppliers cause a fault or damage, or inhibit operation.
- 7.3. The guarantee may be restricted to repair or replacement of the defective parts, at TOBLER'S discretion. Further claims under guarantee by the Client, particularly for redhibition, reduction or damages, are precluded.
- 7.4. Replaced parts are the property of TOBLER and must be returned to it.
- 7.5. Repair work or the supply of replacements will not extend or renew the period under paragraph 7.1. The guarantee period applicable to the original delivery will apply to the repaired or replaced parts.
- 7.6. TOBLER will be entitled to refuse to rectify defects for as long as the Client fails to fulfil its obligations to TOBLER, without restriction.

- 7.7. TOBLER rejects any guarantee for damage attributable to normal wear and tear, inappropriate or violent handling, excess stress, inappropriate use and maintenance of the items, the use of unsuitable materials, accidents or force majeure.
- 7.8. Only TOBLER may carry out repairs to scaffolding components. Otherwise any claim under guarantee will lapse.

## 8. Reservation of title under the purchase agreement

- 8.1. TOBLER will remain the proprietor of the item purchased until the purchase price, including interest and any other costs, has been paid in full. The Client is obliged to inform any tenant of premises on which it accommodates the item purchased of the reservation of title in writing, before storing it.
- 8.2. The Client authorises TOBLER to register retention of title with the responsible authority.
- 8.3. The Client may not sell, pledge, loan or rent the purchased item until full payment of the purchase price, including all interest and costs, has been made. The Client also undertakes not to remove the purchase item from Swiss territory without the express written agreement of TOBLER. The Client must disclose the reservation of title immediately in the case of pledging, retention or seizure, and inform TOBLER in writing whenever possible, before the corresponding measure is taken.
- 8.4. The Client is obliged to cooperate with measures necessary to protect TOBLER'S property, at its own expense.
- 8.5. The Client is obliged to insure the purchased item against all likely risks at its own expense to the benefit of TOBLER, throughout the term of retention of title. The Client must submit a corresponding certificate of insurance on demand. Should the Client fail to comply with this requirement, TOBLER will be entitled to subscribe to insurance for its own benefit, at the expense of the Client.

## 9. Provisions specific to rental

- 9.1. Rent will always be net of carriage to and from the place of use. The costs of carriage will be charged separately, if it is arranged by TOBLER.
- 9.2. The Client is obliged to notify any tenant on whose premises it accommodates the rented goods of TOBLER'S rights of ownership in writing, before placing it there.
- 9.3. The benefit and risk associated with the rented goods will be transferred to the Client no later than at the time at which it can dispose of said goods, i.e. either when the rented goods are transferred to the Client or a third party appointed by the latter at TOBLER'S warehouse or when the rented goods are unloaded on site, if the Client has commissioned TOBLER with carriage. If delivery to an unoccupied building site is ordered, TOBLER will not assume any guarantee for the integrity and completeness of the delivery.
- 9.4. The Client must treat the rented goods with care and maintain them properly. The Client will be invoiced and must pay for damage and excessive wear attributable to inappropriate use of the rented goods. Formwork must be used as economically and carefully as possible and not cut. In particular, all formwork must be treated with release agent before concreting. Formwork beams must not be truncated under any circumstances. The greatest possible care must be taken when compressing concrete poured into the formwork, in order not to damage it.
- 9.5. All rented goods must be returned in a clean condition when the rental period ends. Otherwise the costs of subsequent cleaning will be invoiced to the Client. The Client is responsible for return carriage, which must take place at its own expense. The rented goods must be prepared for unloading so that they can be lifted easily by crane. A separate charge will be imposed for any work necessary for unloading, such as rearrangement, etc.
- 9.6. The rental charge for formwork does not include consumables (spacing tubes, plugs, tapers, release agent, etc.). When handling the elements, care must be taken that their wooden parts are not scratched (e.g. by sharp edges and corners of other elements). Particular care must be taken not to damage elements when cleaning them. Following use, the formwork must be placed on the pallets and in the crates provided. Small parts must be boxed. A separate charge will be made for any cleaning, sorting and repair work which may be necessary. Lost small parts must be replaced.
- 9.7. The rented goods will be made available for the agreed term. Should the Client be in arrears of payment of the rent or should it handle the rented goods carelessly or contrary to instructions, TOBLER will be entitled to cancel the rental agreement immediately and repossess the rented goods. In this case, the costs of return carriage will be invoiced to the Client separately. The Client will also be obliged to pay compensation for premature termination of the rental agreement. In particular, TOBLER must be placed in the position which it would have enjoyed had the rental agreement remained in force for the entire anticipated rental term. In this case, TOBLER will not be obliged to ensure the re-rental of the goods throughout the remainder of the anticipated rental term.
- 9.8. Should no firm rental agreement term be anticipated or should the Client continue to use the rented goods beyond the contractual term originally intended, both parties will be entitled to terminate the rental agreement at any time, subject to observance of a fourteen-day period of notice.

## 10. Static calculations

- 10.1. The prices do not include static calculations. They will be invoiced additionally at the request of and in accordance with the requirements of the Client.

## 11. Prohibition of assignment and offsetting

- 11.1. The Client is not entitled to offset claims by TOBLER against its own claims unless TOBLER has expressly agreed to offsetting in writing.
- 11.2. The Client is prohibited from assigning claims arising out of the contractual relationship with TOBLER to third parties.

## 12. Preclusion of further liability

- 12.1. Any claims by the Client, with the exception of those expressly identified in these terms and conditions, on any legal basis whatsoever, particularly any claims for compensation, reduction or cancellation of the contract which are not expressly stipulated, are precluded. Under no circumstances will the Client be entitled to claim compensation for damage which does not affect the delivered item itself, such as loss of production, loss of use, orders, profit or other direct or indirect losses.

## 13. Amendments and liability

- 13.1. TOBLER reserves the right to amend these T&Cs at any time. The Client will be notified of amendments by circular letter or in another suitable way. They will be deemed to have been accepted unless a written objection is received within one month.

## 14. Copyright

- 14.1. TOBLER retains unrestricted title to drafts, drawings, etc. which it has prepared. They may not be copied or rendered accessible to third parties without TOBLER'S permission.
- 14.2. The imitation of goods, even if for exclusive personal use, will be subject to prosecution under criminal law.
15. Applicable law and court of jurisdiction
- 15.1. All legal relationships between the Client and TOBLER are governed by Swiss law, to the exclusion of the UN Convention on Contracts for the International Sale of Goods.
- 15.2. The sole place of jurisdiction for any proceedings and the place of recovery, but only for Clients with a foreign domicile (Article 50(2) of the Swiss Debt Recovery and Bankruptcy Act), is the domicile of TOBLER in Rheineck. However, TOBLER is entitled to pursue the Client before the responsible court at the latter's domicile or place of residence, or before any other responsible court.



**Tobler**<sup>®</sup>  
Scaffolding. Formwork.

Langenhagstrasse 48-52  
CH-9424 Rheineck  
Tel. +41 71 886 06 06

Fax +41 71 886 06 16  
info@tobler-ag.com  
www.tobler-ag.com